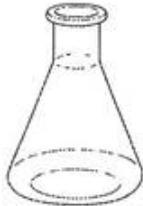


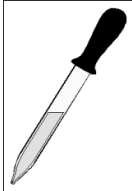




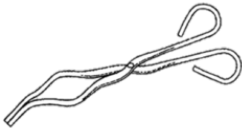


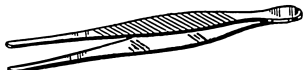

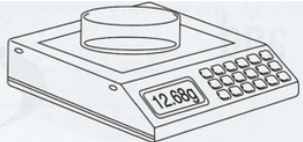
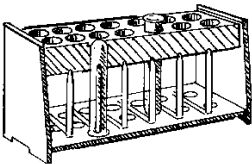




Lesson 1A Lab Equipment & Its Use

Key Terms:

Beaker	Beaker tongs	Covers slip	Crucible tongs
Dissecting scissors	Electronic balance	Erlenmeyer flasks	Evaporating dish
Graduated cylinder	Medicine dropper	Overflow can	Microscope
Petri dish	Scoopula	Slide	Spot plate
Stirring rod	Test tube	Test tube holder	Test tube rack
Test tube brush	Thermometer	Tweezers	

Match the name (key terms) with the picture of the equipment below.



<http://web.mst.edu/~tbone/subjects/tbone/apparatus/>

Lab Safety Equipment

Match the name (key terms) with the picture of the equipment below.

Glass Disposal Container
First Aid Kit

Eyewash Station
Fire Alarm

Fire Extinguisher
Safety Goggles

Fire Exits

